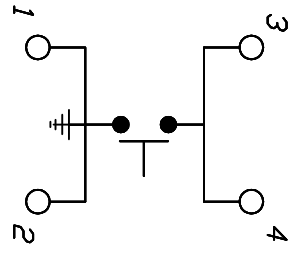
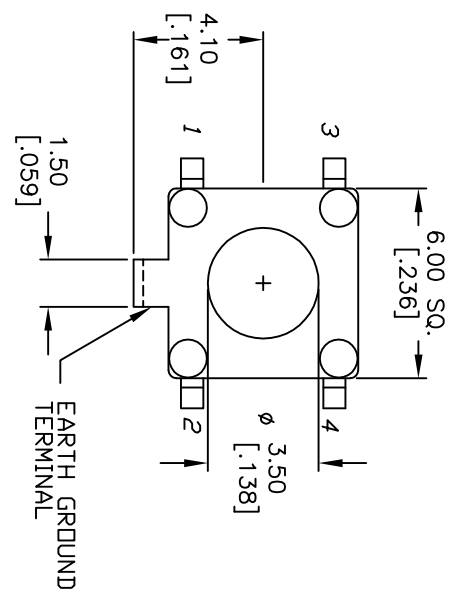
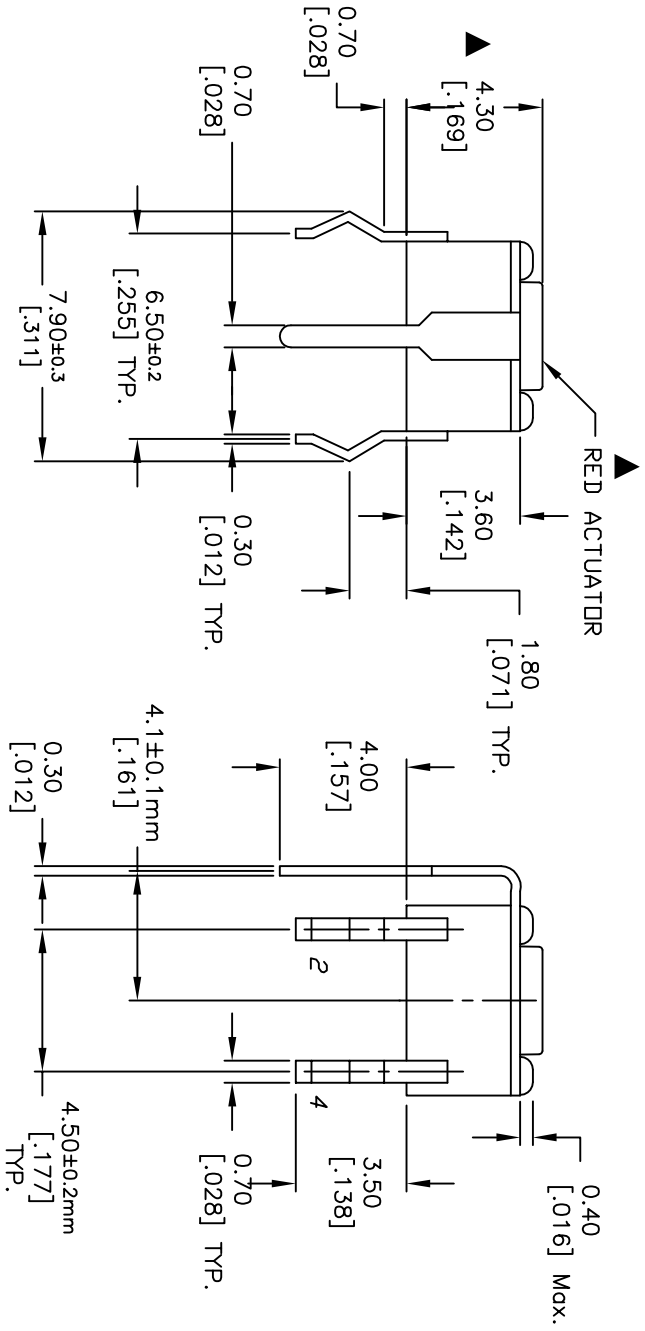


RECOMMENDED P.C.B. LAYOUT
 SCALE 3:1



- NOTES:
1. ALL DIMENSIONS IN MM [INCH]
 2. GENERAL TOLERANCE: X.X=±0.4
X.XX=±0.25
 3. TERM. NOS. FOR REFERENCE ONLY.
 4. RATINGS: 12VDC, 50mA
 5. CONTACT MATERIAL: SILVER
 6. OPERATING FORCE: 250 ± 50 gf
 7. TRAVEL: 0.25 ± 0.1 mm
 8. CONTACT RESISTANCE: 100 mΩ Max.
 9. DIELECTRIC STRENGTH: 250V RMS min.
 10. INSULATION RESISTANCE: 100 Mega Ω min.
 11. ELECTRICAL LIFE: 100,000 CYCLES min.
 12. ▲ DENOTES CRITICAL PARAMETER
 13. 2002/95/EC (ROHS) COMPLIANT



B	17636	ADDED NOTES 12,13	9/13/07	BF
A	11903	RELEASED FOR PRODUCTION	2/5/02	CJB
REV.	ECN NO.	DESCRIPTION	DATE	CHKD

TITLE		SCALE	DATE	DR	DWG	REV
TLE1105F250Q		4:1	9/13/07	BF	P010110	B



THE INFORMATION CONTAINED IN THIS DOCUMENT IS PROPRIETARY TO E-SWITCH AND IS NOT TO BE COPIED OR TRANSFERRED