

Surge protection device - PT-IQ-2X1-5DC-UT - 2800778

Please be informed that the data shown in this PDF Document is generated from our Online Catalog. Please find the complete data in the user's documentation. Our General Terms of Use for Downloads are valid (<http://phoenixcontact.com/download>)



Surge protection, consisting of protective plug and base element, with integrated multi-stage status indicator on the module for two signal wires with common reference potential.

The figure shows the PT-IQ-1x2-24DC-UT version

Product Features

- Surge protection system
- Multi-level state monitoring
- Collective message about supply and remote module
- System supplied via DIN rail bus
- Up to 28 protection modules per supply module
- Maximum ease of maintenance thanks to the two-piece design
- Codable plug
- Impedance-neutral disconnection of plug for maintenance purposes
- Base element remains an integral part of the installation



Key commercial data

Packing unit	1 pc
Weight per Piece (excluding packing)	150.0 GRM
Custom tariff number	85363010
Country of origin	Germany

Technical data

Dimensions

Height	91.1 mm
Width	17.7 mm

Surge protection device - PT-IQ-2X1-5DC-UT - 2800778

Technical data

Dimensions

Depth	77.5 mm
Horizontal pitch	1 Div.

Ambient conditions

Ambient temperature (operation)	-40 °C ... 70 °C
Ambient temperature (storage/transport)	-40 °C ... 85 °C
Degree of protection	IP20

General

Housing material	PA 6.6
Inflammability class according to UL 94	V0
Color	black
Mounting type	DIN rail mounting
Type	DIN rail module, two-section, divisible
Direction of action	Line-Line & Line-Signal Ground/Shield & optional Signal Ground/Shield-Earth Ground

Protective circuit

IEC test classification	C1
	C2
	C3
	D1
Nominal voltage U_N	5 V
Maximum continuous operating voltage U_C	6 V DC
	4 V AC
Nominal current I_N	1000 mA (Up to 45°C)
Operating effective current I_C at U_C	≤ 2 mA (per path)
Residual current I_{PE}	≤ 2 mA (per path)
Nominal discharge current I_n (8/20) μ s (Core-Earth)	10 kA
Total surge current (8/20) μ s	20 kA
Impulse discharge current (10/350) μ s, peak value I_{imp}	2.5 kA
Voltage protection level U_p (Core-Earth)	≤ 120 V (C1 - 1 kV/500 A)
	≤ 150 V (C2 - 10 kV / 5 kA)
	≤ 25 V (C3 - 25 A)
	≤ 25 V (C3 - 50 A)
Response time t_A (Core-Earth)	≤ 1 ns
	≤ 1 ns
Input attenuation a_E , asym.	typ. 0.3 dB (≤ 45 kHz)
Cut-off frequency f_g (3 dB), asym. (PE) in 150 Ohm system	typ. 300 kHz

Surge protection device - PT-IQ-2X1-5DC-UT - 2800778

Technical data

Protective circuit

Capacity (Core-Earth)	7.5 nF
Resistance in series	1.2 Ω \pm 5 %
Surge protection fault message	Optical, multi-stage
Max. required back-up fuse	1 A (FF)
Surge carrying capacity in acc. with IEC 61643-21 (Core-Earth)	C1 (1 kV / 500 A)
	C2 (10 kV / 5 kA)
	C2 (10 kA)
	C3 (25 A)
	C3 (50 A)
	D1 - 2,5 kA
Pulse reset time t_r in acc. with IEC 61643-21 (Core-Earth)	\leq 10 ms
Overload failure mode as per IEC 61643-21 (plug)	Mode 2

Connection data

Connection method	Screw connection
Connection type IN	Screw terminal blocks
Connection type OUT	Screw terminal blocks
Screw thread	M3
Tightening torque	0.5 Nm
Stripping length	8 mm
Conductor cross section solid min.	0.2 mm ²
Conductor cross section solid max.	4 mm ²
Conductor cross section AWG/kcmil min.	24
Conductor cross section AWG/kcmil max	12

Connection, equipotential bonding

Connection method	NS 35 DIN rail or connection terminal block
-------------------	---

Classifications

eCl@ss

eCl@ss 4.0	27140201
eCl@ss 4.1	27130801
eCl@ss 5.0	27130801
eCl@ss 5.1	27130801
eCl@ss 6.0	27130807
eCl@ss 7.0	27130807
eCl@ss 8.0	27130807

Surge protection device - PT-IQ-2X1-5DC-UT - 2800778

Classifications

ETIM

ETIM 3.0	EC000943
ETIM 4.0	EC000943
ETIM 5.0	EC000943

UNSPSC

UNSPSC 6.01	30212010
UNSPSC 7.0901	39121610
UNSPSC 11	39121610
UNSPSC 12.01	39121610
UNSPSC 13.2	39121620

Approvals

Approvals


Approvals

UL Listed

Ex Approvals

Approvals submitted

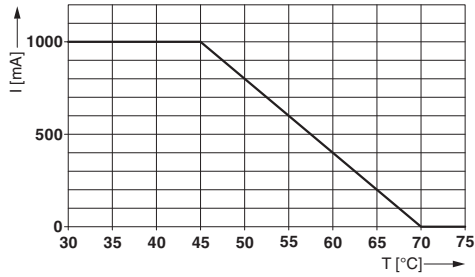
Approval details



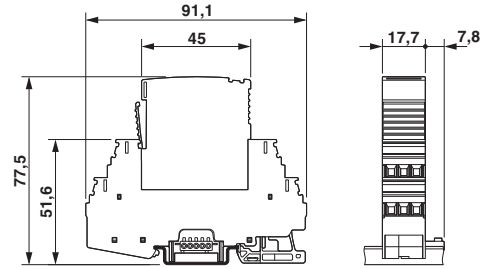
Drawings

Surge protection device - PT-IQ-2X1-5DC-UT - 2800778

Diagram



Dimensioned drawing



Circuit diagram

