

SERIES 39 Miniature Limit

FEATURES

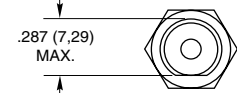
- Adjustable Location Setting
- Plunger Sealed Version



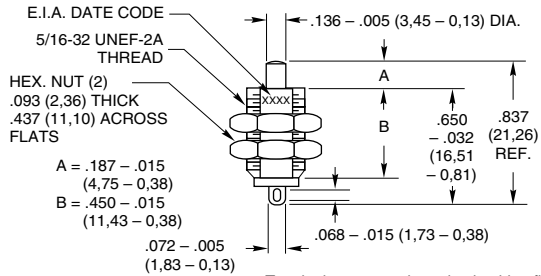
DIMENSIONS in inches (and millimeters)

SPST-Normally Open, With Overtravel

39-101



Mounting Hole
.339 (8,61) Diameter
'D' shape per above.



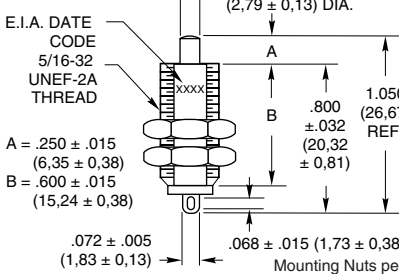
Rating at 115 Vac Resistive	Rating at 220 Vac Resistive	Operations at Rated Load	Part Number	Button Color
1/2 Amp	1/4 Amp	500,000	39-101	Nat. Nylon

Action	Total Travel	Over Travel	Actuating Force (oz.)
Momentary	.187 ± .015 (4,75 ± 0,38)	.060 (1,52) Min. from top of bushing	5 + 3 - 2

SPST-Normally Open, With Extended Overtravel

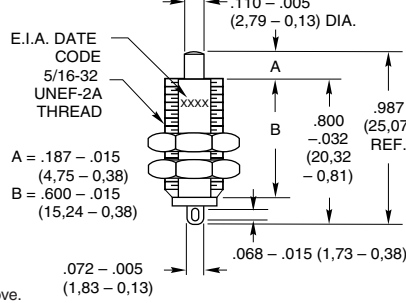
39-102

39-103



SPST-Normally Open, With Overtravel, Sealed Actuator

39-701

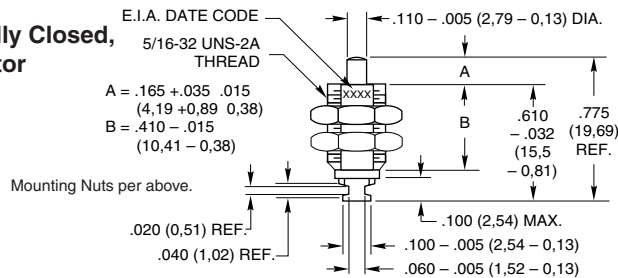


Rating at 115 Vac Resistive	Rating at 220 Vac Resistive	Operations at Rated Load	Part Number	Button Color
150 mA	75 mA	30,000	39-102	Nat. Nylon
150 mA	75 mA	100,000	39-701	Nat. Nylon
1/2 Amp	1/4 Amp	30,000	39-103	Nat. Nylon

Action	Total Travel	Over Travel	Actuating Force (oz.)
Momentary	.250 ± .015 (6,35 ± 0,38)	39-102 and 39-103: .200 (5,08) Nominal. from top of bushing	6.8 ± 5
Momentary	.187 ± .015 (4,75 ± 0,38)	39-701: .060 (1,52) Min. from top of bushing	8 ± 4

SPST-Normally Closed, Sealed Actuator

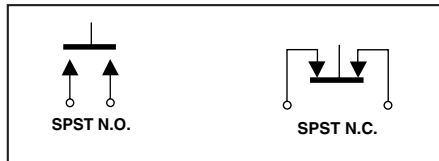
39-702



Rating at 115 Vac Resistive	Rating at 220 Vac Resistive	Operations at Rated Load	Part Number	Button Color
1/4 Amp	1/8 Amp	100,000	39-702	Nat. Nylon

Action	Total Travel	Over Travel	Actuating Force (oz.)
Momentary	.042 ± .010 (1,07 ± 0,25)	None	8 ± 4

CIRCUITRY



SPECIFICATIONS

Rating Criteria

Contact Resistance: 25 milliohms maximum on a new switch

Voltage Breakdown: 1,000 Vac between mutually insulated parts

Insulation Resistance: 1,000 megohms minimum

Operating Temperature: -40°C to +85°C

Materials and Finishes

Bushing and Mounting Nuts: Brass, tin zinc
Insulation Sleeve: Molded polyester for 39-101, 39-102, 39-103 and 39-701; phenolic per MIL-M-14 type CFG for 39-702

Base: Thermoset plastic

Terminals: Commercial bronze, gold plated over nickel for 39-101, 39-102, 39-103 and 39-701; silver for 39-702

Springs: Tinned music wire

Contacts: Commercial bronze, gold-plated for 39-101, 39-102, 39-103 and 39-701; fine silver for 39-702

Button: Thermoplastic

O-Ring: (39-701 & 39-702) Silicone

STANDARD OPTIONS

Optional plating: gold-plated contacts for dry circuit conditions, contact Grayhill.

ORDERING INFORMATION

Part No.	Description
39-101	SPST, N.O. With Overtravel
39-102	SPST, N.O. With Extended Overtravel
39-103	SPST, N.O. With Extended Overtravel
39-701	SPST, N.O. With Overtravel, Sealed
39-702	SPST, N.C. Sealed