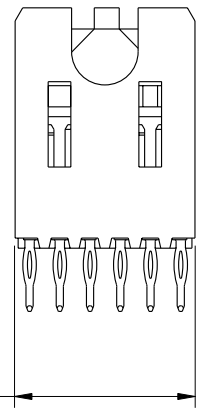
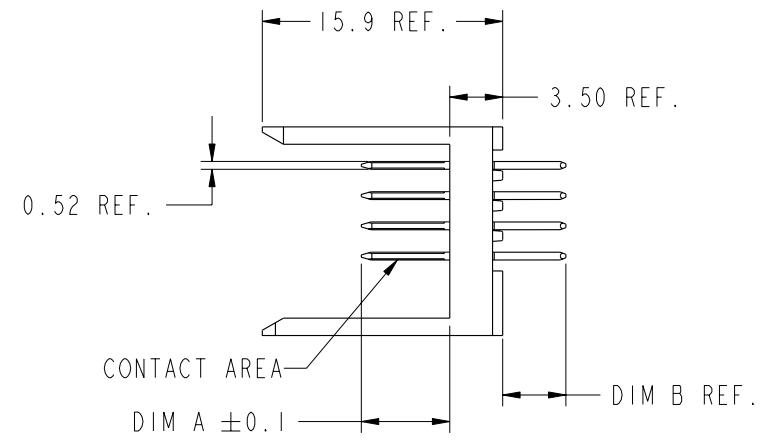
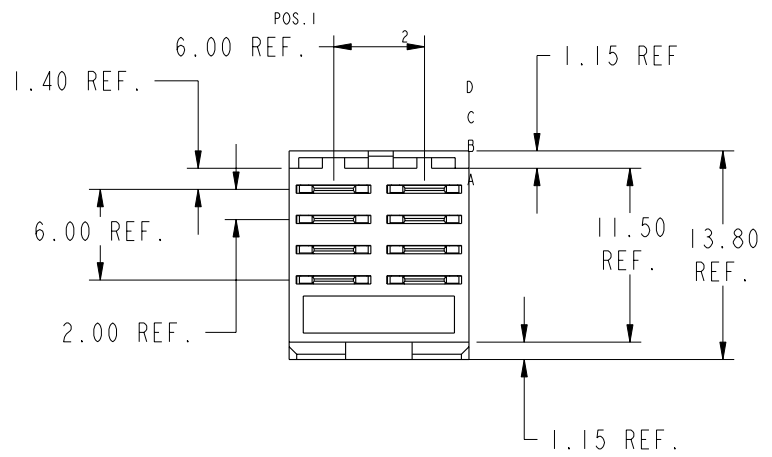


PRODUCT NUMBER
85830-XYX
85830-XYLX

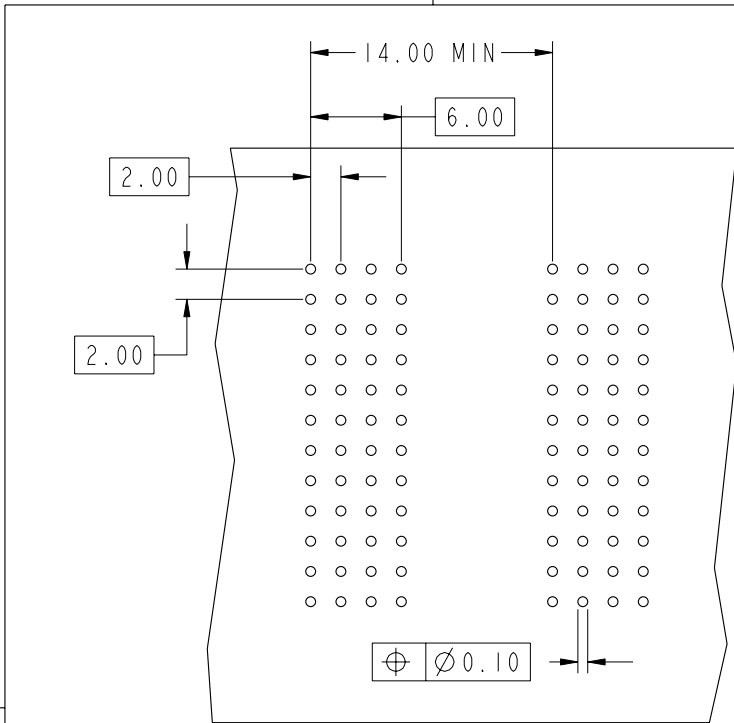


PLATING IN CONTACT AREA	
DASH NUMBER	PERFORMANCE LEVEL
-1YY	TELCORDIA CO
-2YY	TELECOM CLASS
-3YY	IEC CLASS I
-5YY	TELCORDIA UE
-9YY	0.76µm GXT
-1YYLX	TELCORDIA CO SEE NOTE 6
-2YYLX	TELECOM CLASS SEE NOTE 6
-5YYLX	TELCORDIA UE SEE NOTE 6

mat'l code				tolerances unless otherwise specified				CUSTOMER		FCJ www.fciconnect.com	
ltr	ecn no.	dr	date	linear	0.X ±0.3		COPY		projection	title	
A	H60220	MME	960401		0.XX ±0.13		MM			HEADER NB POWER	
B	H60378	RVI	960617		.XXX ±.051		1:1			STR PRESS-FIT HT 12mm	
C	H10295	GNY	010731	angles	0° ±2°		scale		product family METRAL code		
D	V03-0223	TAB	03/13/03	dr	T.BRUNGARD	03/13/03	A		size		
E	V03-0762	DAI	08/07/03	engr	M.GRAY	03/13/03	A		dwg no		
F	V05-0571	VS	07/23/05	chr	M.GRAY	03/13/03	A		85830		
G	V06-0569	DCH	2006-06-12	appd	M.GRAY	03/13/03	A		sheet		
sheet		revision	G	G	G	G	A		1 of 5		
index		sheet	1	2	3	4	A		1 of 5		

This document is the property of and embodies CONFIDENTIAL and PROPRIETARY information of FCJ. No part of the information shown on this document may be used in any way or disclosed to others without the written consent of FCJ. Copyright FCJ.

This document is the property of and embodies CONFIDENTIAL and PROPRIETARY information of FCI. No part of the information shown on this document may be used in any way or disclosed to others without the written consent of FCI. Copyright FCI.



REQUIRED PC BOARD LAYOUT
COMPONENT SIDE

SEE PRINT 58351 FOR
ADDITIONAL PCB INFORMATION

KEY		
CODE	DIMENSIONS	
	DIM "A" MATE	DIM "B" TAIL
1	6.50	4.30
2	7.25	4.30
3	8.00	4.30
4	6.50	13.60
5	7.25	13.60
6	8.00	13.60
7	6.50	17.00
8	7.25	17.00
9	8.00	17.00

NOTES:

- FOR DIM A, AND B SEE SHEET 2 AND UP.
- BODY MATERIAL: LIQUID CRYSTAL POLYMER 30 % GLASS. FLAME RETARDANT ACC. UL 94-V0.
- PIN MATERIAL: PHOSPHOR BRONZE.
- PLATING ON PRESS FIT TAIL 85830-XYX IS SnPb 85830-XYLIF IS SN LEADFREE. PLATING ON CONTACT AREA CONFORMS TO PERFORMANCE LEVEL SHOWN IN TABLE.
- PRODUCT MARKING: PART NUMBER DESIGNATION & BATCH I.D.
- THE PRODUCT WHERE THE PART NUMBERS END IN LF MEET THE EUROPEAN UNION DIRECTIVES AND OTHER COUNTRY REGULATIONS AS DESCRIBED IN GSS-22-008. ALL PRODUCT EXCEPT THOSE WITH PART NUMBERS CONTAINING 85830-N1--- OR 85830-N5--- WILL WITHSTAND EXPOSURE TO 260°C FOR 60 SECONDS IN A CONVECTION INFRA-RED OR VAPOUR PHASE REFLOW OVEN.
- FOR LEAD FREE PART NUMBERS ADD AN "LF" SUFFIX EXAMPLE 85830-XYLIF.

mat'l code				tolerances unless otherwise specified		CUSTOMER		FCI www.fciconnect.com			
ltr	ecr no.	dr	date	linear	0.X ± 0.3	COPY		projection	title HEADER NB POWER STR PRESS-FIT HT 12mm		
G					0.XX ± 0.13	MM					
					.XXX ± 0.051	2:1					
				angles	0° ± 2°	scale		A	product family METRAL		
				dr	T.BRUNGARD	03/13/03	size			85830	code 213
				engr	M.GRAY	03/13/03					
				chr	M.GRAY	03/13/03		sheet 2			
				appd	M.GRAY	03/13/03					
sheet index	revision sheet										

This document is the property of and embodies CONFIDENTIAL and PROPRIETARY information of FCJ. No part of the information shown on this document may be used in any way or disclosed to others without the written consent of FCJ. Copyright FCJ.



METRAL P/N	ROW	CONTACT CODE MOD. I		METRAL P/N	ROW	CONTACT CODE MOD. I		METRAL P/N	ROW	CONTACT CODE MOD. I		METRAL P/N	ROW	CONTACT CODE MOD. I	
		1	2			1	2			1	2			1	2
85830-X00 SEE NOTE 7 FOR LEADFREE	D	3	3	85830-X05 SEE NOTE 7 FOR LEADFREE	D	1	1	85830-X20 SEE NOTE 7 FOR LEADFREE	D	6	6	85830-X25 SEE NOTE 7 FOR LEADFREE	D	4	4
	C	2	2		C	1	1		C	5	5		C	4	4
	B	1	1		B	1	1		B	4	4		B	4	4
	A	3	3		A	3	3		A	6	6		A	6	6
85830-X01 SEE NOTE 7 FOR LEADFREE	D	1	1	85830-X06 SEE NOTE 7 FOR LEADFREE	D	3	3	85830-X21 SEE NOTE 7 FOR LEADFREE	D	4	4	85830-X26 SEE NOTE 7 FOR LEADFREE	D	6	6
	C	1	1		C	2	2		C	4	4		C	5	5
	B	1	1		B	2	2		B	4	4		B	5	5
	A	1	1		A	1	1		A	4	4		A	4	4
85830-X02 SEE NOTE 7 FOR LEADFREE	D	1	1	85830-X07 SEE NOTE 7 FOR LEADFREE	D	1	1	85830-X22 SEE NOTE 7 FOR LEADFREE	D	4	4	85830-X27 SEE NOTE 7 FOR LEADFREE	D	4	4
	C	2	2		C	1	1		C	5	5		C	4	4
	B	3	3		B	2	2		B	6	6		B	5	5
	A	3	3		A	3	3		A	6	6		A	6	6
85830-X03 SEE NOTE 7 FOR LEADFREE	D	1	1	85830-X08 SEE NOTE 7 FOR LEADFREE	D	3	3	85830-X23 SEE NOTE 7 FOR LEADFREE	D	4	4	85830-X28 SEE NOTE 7 FOR LEADFREE	D	6	6
	C	1	1		C	3	3		C	4	4		C	6	6
	B	3	3		B	3	3		B	6	6		B	6	6
	A	1	1		A	3	3		A	4	4		A	6	6
85830-X04 SEE NOTE 7 FOR LEADFREE	D	2	2	85830-X09 SEE NOTE 7 FOR LEADFREE	D	1	2	85830-X24 SEE NOTE 7 FOR LEADFREE	D	5	5	85830-X29 SEE NOTE 7 FOR LEADFREE	D	6	6
	C	3	3		C	3	3		C	6	6		C	6	6
	B	3	3		B	2	2		B	6	6		B	5	5
	A	3	3		A	2	2		A	6	6		A	5	5
85830-X30 SEE NOTE 7 FOR LEADFREE	D	9	9	85830-X31 SEE NOTE 7 FOR LEADFREE	D	7	7	85830-X32 SEE NOTE 7 FOR LEADFREE	D	7	7	85830-X33 SEE NOTE 7 FOR LEADFREE	D	7	7
	C	8	8		C	7	7		C	7	7		C	7	7
	B	7	7		B	7	7		B	9	9		B	9	9
	A	9	9		A	7	7		A	9	9		A	7	7
85830-X34 SEE NOTE 7 FOR LEADFREE	D	8	8	85830-X34 SEE NOTE 7 FOR LEADFREE	D	8	8	85830-X34 SEE NOTE 7 FOR LEADFREE	D	8	8	85830-X34 SEE NOTE 7 FOR LEADFREE	D	8	8
	C	9	9		C	9	9		C	9	9		C	9	9
	B	9	9		B	9	9		B	9	9		B	9	9
	A	9	9		A	9	9		A	9	9		A	9	9

mat'l code				tolerances unless otherwise specified		CUSTOMER		FCJ	
ltr	ecn no.	dr	date	linear	0.X ±0.3	COPY		www.fcjconnect.com	
G				angles	0.XX ±0.13	projection		title	
					.XXX ±.051			HEADER NB POWER	
				dr	0° ±2°			STR PRESS-FIT HT 12mm	
				enr	T.BRUNGARD 03/13/03	MM		product family METRAL	
				chr	M.GRAY 03/13/03			code	
				appd	M.GRAY 03/13/03	size		213	
sheet index	revision sheet					scale		sheet	
						1:1		3	
						A		85830	
						A		3	

This document is the property of and embodies CONFIDENTIAL and PROPRIETARY information of FCJ. No part of the information shown on this document may be used in any way or disclosed to others without the written consent of FCJ. Copyright FCJ.



METRAL P/N	ROW	CONTACT CODE MOD. 1		METRAL P/N	ROW	CONTACT CODE MOD. 1		METRAL P/N	ROW	CONTACT CODE MOD. 1		METRAL P/N	ROW	CONTACT CODE MOD. 1								
		1	2			1	2			1	2			1	2							
85830-X35 SEE NOTE 7 FOR LEADFREE	D	7	7	85830-X40 SEE NOTE 7 FOR LEADFREE	D	1	1	85830-X45 SEE NOTE 7 FOR LEADFREE	D	3	3	85830-X50 SEE NOTE 7 FOR LEADFREE	D	4	4	85830-X55 SEE NOTE 7 FOR LEADFREE	D	6	6			
	C	7	7		C	3	3		C	2	2		C	6	6		C	5	5	C	5	5
	B	7	7		B	2	2		B	2	2		B	5	5		B	5	5	B	5	5
	A	9	9		A	1	1		A	3	3		A	4	4		A	4	4	A	6	6
85830-X36 SEE NOTE 7 FOR LEADFREE	D	9	9	85830-X41 SEE NOTE 7 FOR LEADFREE	D	2	2	85830-X46 SEE NOTE 7 FOR LEADFREE	D	2	2	85830-X51 SEE NOTE 7 FOR LEADFREE	D	5	5	85830-X56 SEE NOTE 7 FOR LEADFREE	D	5	5			
	C	8	8		C	2	2		C	1	1		C	5	5		C	4	4	C	4	4
	B	8	8		B	2	2		B	1	1		B	5	5		B	4	4	B	4	4
	A	7	7		A	1	1		A	3	3		A	4	4		A	6	6	A	6	6
85830-X37 SEE NOTE 7 FOR LEADFREE	D	7	7	85830-X42 SEE NOTE 7 FOR LEADFREE	D	1	1	85830-X47 SEE NOTE 7 FOR LEADFREE	D	3	3	85830-X52 SEE NOTE 7 FOR LEADFREE	D	4	4	85830-X57 SEE NOTE 7 FOR LEADFREE	D	6	6			
	C	7	7		C	2	2		C	1	1		C	5	5		C	4	4	C	4	4
	B	8	8		B	3	3		B	1	1		B	6	6		B	4	4	B	4	4
	A	9	9		A	1	1		A	3	3		A	4	4		A	6	6	A	6	6
85830-X38 SEE NOTE 7 FOR LEADFREE	D	9	9	85830-X43 SEE NOTE 7 FOR LEADFREE	D	2	2	85830-X48 SEE NOTE 7 FOR LEADFREE	D	2	2	85830-X53 SEE NOTE 7 FOR LEADFREE	D	5	5	85830-X58 SEE NOTE 7 FOR LEADFREE	D	5	5			
	C	9	9		C	2	2		C	3	3		C	5	5		C	6	6	C	6	6
	B	9	9		B	3	3		B	1	1		B	6	6		B	4	4	B	4	4
	A	9	9		A	2	2		A	3	3		A	5	5		A	6	6	A	6	6
85830-X39 SEE NOTE 7 FOR LEADFREE	D	9	9	85830-X44 SEE NOTE 7 FOR LEADFREE	D	2	2	85830-X49 SEE NOTE 7 FOR LEADFREE	D	1	1	85830-X54 SEE NOTE 7 FOR LEADFREE	D	5	5	85830-X59 SEE NOTE 7 FOR LEADFREE	D	4	4			
	C	9	9		C	2	2		C	2	2		C	5	5		C	5	5	C	5	5
	B	8	8		B	3	3		B	3	3		B	6	6		B	6	6	B	6	6
	A	8	8		A	3	3		A	3	3		A	6	6		A	6	6	A	6	6

mat'l code				tolerances unless otherwise specified		CUSTOMER		FCJ	
ltr	ecn no.	dr	date	linear	0.X ±0.3	COPY		www.fcjconnect.com	
G					0.XX ±0.13	projection	title		
					.XXX ±.051		HEADER NB POWER		
				angles	0° ±2°	MM		STR PRESS-FIT HT 12mm	
				dr	T.BRUNGARD 03/13/03	product family		METRAL	code
				engr	M.GRAY 03/13/03	size		dwg no	213
				chr	M.GRAY 03/13/03	scale		A	85830
				appd	M.GRAY 03/13/03	sheet		4	
sheet index	revision sheet								

METRAL P/N	ROW	CONTACT CODE MOD. I	
		1	2
85830-X60 SEE NOTE 7 FOR LEADFREE	D	7	7
	C	9	9
	B	8	8
	A	7	7

METRAL P/N	ROW	CONTACT CODE MOD. I	
		1	2
85830-X65 SEE NOTE 7 FOR LEADFREE	D	9	9
	C	8	8
	B	8	8
	A	9	9

METRAL P/N	ROW	CONTACT CODE MOD. I	
		1	2
85830-X61 SEE NOTE 7 FOR LEADFREE	D	8	8
	C	8	8
	B	8	8
	A	7	7

METRAL P/N	ROW	CONTACT CODE MOD. I	
		1	2
85830-X66 SEE NOTE 7 FOR LEADFREE	D	8	8
	C	7	7
	B	7	7
	A	9	9

METRAL P/N	ROW	CONTACT CODE MOD. I	
		1	2
85830-X62 SEE NOTE 7 FOR LEADFREE	D	7	7
	C	8	8
	B	9	9
	A	7	7

METRAL P/N	ROW	CONTACT CODE MOD. I	
		1	2
85830-X67 SEE NOTE 7 FOR LEADFREE	D	9	9
	C	7	7
	B	7	7
	A	9	9

METRAL P/N	ROW	CONTACT CODE MOD. I	
		1	2
85830-X63 SEE NOTE 7 FOR LEADFREE	D	8	8
	C	8	8
	B	9	9
	A	8	8

METRAL P/N	ROW	CONTACT CODE MOD. I	
		1	2
85830-X68 SEE NOTE 7 FOR LEADFREE	D	8	8
	C	9	9
	B	7	7
	A	9	9

METRAL P/N	ROW	CONTACT CODE MOD. I	
		1	2
85830-X64 SEE NOTE 7 FOR LEADFREE	D	8	8
	C	8	8
	B	9	9
	A	9	9

METRAL P/N	ROW	CONTACT CODE MOD. I	
		1	2
85830-X69 SEE NOTE 7 FOR LEADFREE	D	7	7
	C	8	8
	B	9	9
	A	9	9



This document is the property of and embodies CONFIDENTIAL and PROPRIETARY information of FCI. No part of the information shown on this document may be used in any way or disclosed to others without the written consent of FCI. Copyright FCI.

mat'l code				tolerances unless otherwise specified		CUSTOMER		www.fciconnect.com	
ltr	ecn no.	dr	date	linear	0.X ±0.3	COPY		projection	
G					0.XX ±0.13	title			
					.XXX ±.051	HEADER NB POWER STR PRESS-FIT HT 12mm			
				angles	0° ±2°			product family METRAL code size dwg no A 85830 sheet 5	
				dr	T.BRUNGARD 03/13/03	MM 			
				engr	M.GRAY 03/13/03	scale 1:1			
				chr	M.GRAY 03/13/03				
				appd	M.GRAY 03/13/03				
sheet index	revision sheet								