




Pi Supply



## Pi Zero W with Colour Coded Soldered Header

We've made setting up the Pi Zero Wireless even easier by having a Raspberry Pi Zero W that comes with a pre-soldered colour coded header. This 40 pin 2x20 male header makes it easier for you to find the right pins.

- Red = 5V
- Yellow = 3V3
- Black = GND
- Blue = DNC (Reversed I2C)
- Green = GPIO pins

The Raspberry Pi Zero W takes the beloved and extremely popular Pi Zero and adds wireless LAN and Bluetooth, making it perfect for embedded Internet of Things projects. It's a tiny, low cost, low power mini computer with mini-HDMI, and the same 40-pin GPIO that all other Raspberry Pi boards use.

- 1Ghz, Broadcom BCM 2835 single-core processor
- 512 MB of RAM
- 1 micro USB port for power supply
- Compatible with existing HATs
- Composite video and reset headers
- CSI Camera Connector
- 40-pin GPIO connector (same pinout as A+/B+/2B)
- On-board Wireless LAN - 2.4 GHz 802.11 b/g/n (BCM43438)
- On-board Bluetooth 4.1 + HS Low-energy (BLE) (BCM43438)



## Project ideas

Take your Pi Zero W to the next level with some of these pHAT add on boards

- PaPiRus Zero - An ePaper display for your Raspberry Pi Zero
- JustBoom DAC Zero pHAT
- JustBoom Amp Zero pHAT
- JustBoom Digi Zero pHAT

## Notes

**Please be aware that your Pi Zero W WILL NOT BOOT without an SD card with a fresh image installed. SD cards that work in your Pi 2/3 or Pi Zero (non-W) are not guaranteed to work in your new Zero W! You will require at least NOOBS 2.2.0 (27th Feb 2017) or Raspbian 2017-02-27 or newer. The instructions from the Raspberry Pi Foundation here will guide you on how to prepare a NOOBS card.**



<https://uk.pi-supply.com/products/pi-zero-w-with-colour-coded-soldered-header> 7-26-18